

MEASURING SHIPPERS

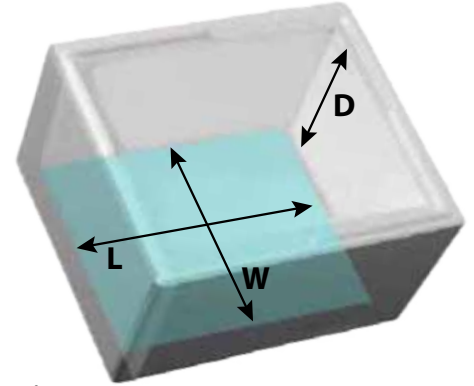


THE BASICS- FIRST UNDERSTAND

HOW TO DETERMINE INSIDE DIMENSIONS



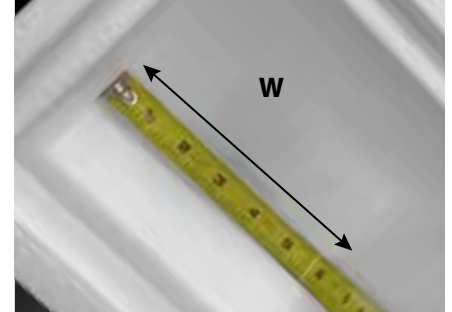

For optimal transportation, we need accurate measurements. Follow these steps:



(L x W x D)
Length x Width x Depth


1 Measure the bottom inside panel- Length and Width

Measure the length of the bottom panel first (the longest measurement). Then measure the width of the bottom. See the shaded blue segment above. Do not measure where it begins to slope up the sides. Our shippers are designed to taper.



2 Measure the bottom inside panel- Depth from the top

From the bottom of the panel, measure to the top. Stop where the lid will sit, so don't measure to the top of the container.



3 Find the appropriate size

On our website or in our catalog, choose the appropriately sized shipper. Consult a Polar Tech specialist with any questions.

WHAT IF I MEASURE INACCURATELY?

TOO BIG

- Increased shipping cost
- Products won't fit
- Too much air space

TOO SMALL

Not enough refrigerants can fit to protect your products.